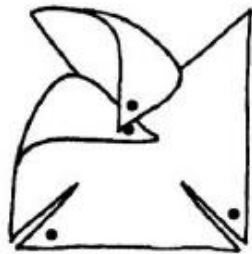


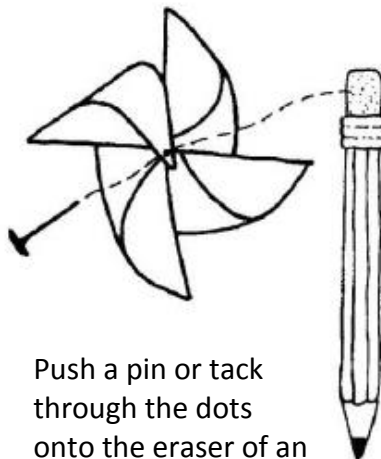
Colour the images and/or the background triangles.




Cut out the square. Then cut into the square along the dotted lines.



Fold the tips of the triangles on to the back so that the dotted tips overlap in the centre.



Push a pin or tack through the dots onto the eraser of an old pencil. Loosen it a little so the paper can move around the pin—



then **BLOW!**